













Men's NDP Finals

Saturday 2nd November 2013, Birmingham

Level 4: Final Individual Positions

No	Name	Team							PPP	TOTAL	POS
444	Finlay Lincoln	South East	9.450	9.400	9.300	9.600	9.500	9.350	9.600	66.200	1
405	James Leaver	South	9.650	9.450	8.950	9.600	9.600	9.300	9.550	66.100	2
447	Tom Killick	South East	9.150	8.050	8.900	9.800	9.300	9.150	9.600	63.950	3
430	Thomas Jones	West Midlands	9.450	7.700	9.100	9.550	9.350	9.350	9.350	63.850	4
438	Keelan Freeman	South West	9.400	8.950	8.700	9.400	9.200	9.300	8.850	63.800	5
451	Yaseen Hafidh	London	8.950	8.850	8.900	9.650	8.750	8.800	9.350	63.250	6
426	Hayden Baldwin	Yorkshire	9.300	8.800	8.600	9.450	9.450	8.350	9.150	63.100	7
449	Nathan Branca	London	9.250	9.150	7.700	9.450	9.400	9.400	8.600	62.950	8
443	Reece Shephard	South East	9.100	9.500	8.700	9.650	8.700	9.200	7.850	62.700	9 =
446	Karl Hibberd	South East	9.100	8.350	8.800	9.100	9.250	8.650	9.450	62.700	9 =
409	Harry Hayes	South	8.850	8.650	9.150	9.250	9.000	8.800	8.150	61.850	11
431	Kieran Owen	West Midlands	8.450	9.200	8.400	9.700	9.100	9.000	7.800	61.650	12
445	James Miller	South East	8.700	9.050	8.300	9.300	9.450	8.750	8.050	61.600	13 =
422	Samuel Midgley	Yorkshire	9.200	8.250	8.600	9.400	9.550	7.350	9.250	61.600	13 =
436	George Dobson	East	9.150	7.900	8.800	9.450	9.500	9.100	7.600	61.500	15
440	Lewis Dennis	South West	9.250	8.350	8.300	9.600	9.150	8.600	8.100	61.350	16
450	Gregory Habgood	London	9.150	9.200	7.300	9.300	8.800	8.900	8.550	61.200	17 =
432	Billy Hibbert	North	8.500	8.650	8.400	9.450	8.950	8.250	9.000	61.200	17 =
407	Joseph Devine	South	8.250	8.900	8.650	9.550	8.100	9.350	8.300	61.100	19
425	Jacob Dobson	Yorkshire	8.600	8.500	8.100	9.700	8.500	8.750	8.850	61.000	20
408	Jack Helps	South	8.400	9.250	8.250	9.950	8.000	7.750	9.250	60.850	21
424	Reuben Prudames	Yorkshire	8.500	8.050	8.400	9.750	9.300	8.450	8.300	60.750	22
429	Callum Kewley	Isle of Man	9.000	9.000	7.300	9.250	8.700	8.750	8.300	60.300	23
418	Patrick Cooper	North West	8.600	9.300	7.400	9.150	9.200	8.050	8.000	59.700	24
421	Thomas Lawson	North West	8.400	9.050	8.700	9.300	9.300	9.100	5.700	59.550	25
417	Jacob Dodd	North West	8.500	8.600	8.300	9.250	9.000	7.450	8.200	59.300	26
404	Tyler Smith	Wales	6.250	8.350	7.700	9.800	8.900	8.300	8.250	57.550	27
419	Max Beeley	North West	8.550	7.450	8.000	9.400	9.000	7.550	7.000	56.950	28
406	Louis Brunnen	South	6.350	7.800	8.900	9.450	9.000	9.200	5.850	56.550	29
427	Benjamin Castellucci	Yorkshire	8.700	7.900	6.800	9.350	8.700	6.950	7.800	56.200	30
455	Ronan McCrory	Northern Ireland	7.750	7.900	7.700	9.400	7.950	8.000	7.400	56.100	31
402	Theo Cabango	Wales	8.400	7.750	8.000	8.650	8.600	6.650	7.550	55.600	32
435	Scott Smith	East	5.600	8.550	8.400	9.550	9.450	7.600	5.950	55.100	33
420	Luke Steggles	North West	7.200	7.850	7.300	9.050	8.700	6.500	7.750	54.350	34
401	Harri Morgan	Wales	5.850	8.700	7.100	8.650	8.400	7.150	7.600	53.450	35
433	Cameron Lister	East	5.700	8.850	7.600	9.150	8.850	7.000	6.100	53.250	36
454	Anthony Hanrahan	Northern Ireland	7.350	7.600	7.600	8.600	8.500	6.350	6.550	52.550	37
439	Thomas Kingdon	South West	8.700	7.800	5.400	9.650	8.350	4.850	7.750	52.500	38
403	Dominic Jones	Wales	7.150	7.800	7.700	8.300	7.700	6.750	6.900	52.300	39
441	Joel Duncan	South West	8.150	8.300	7.500	8.700	6.500	6.050	6.450	51.650	40
428	Connor Esp	Isle of Man	5.250	8.350	6.900	9.050	8.450	6.400	6.850	51.250	41
437	Reuben Talbot	East	5.850	7.500	6.700	9.150	7.550	7.650	5.750	50.150	42
413	Callum Adams	Scotland	5.850	7.000	7.900	8.850	7.600	5.750	7.100	50.050	43
434	Harry Hawes	East	5.450	7.400	6.800	9.500	8.600	6.100	6.100	49.950	44 =
456	Aaron Nutt	Northern Ireland	4.350	7.850	7.700	9.650	6.800	6.650	6.950	49.950	44 =
442	James Lewin	South West	5.150	8.200	7.700	8.900	8.600	7.500	3.500	49.550	46 =
452	Samuel Smyth	Northern Ireland	5.250	8.200	7.300	8.500	7.550	6.500	6.250	49.550	46 =
412	Conall Doogan	Scotland	7.650	7.550	7.500	8.800	7.500	3.500	6.450	48.950	48
453	David Martelli	Northern Ireland	5.300	8.600	7.200	8.250	8.500	4.200	5.900	47.950	49
415	Alex Atherton	East Midlands	4.850	7.900	7.800	9.050	6.600	4.800	5.800	46.800	50
416	Aidan Jolly	East Midlands	6.500	7.000	7.500	8.700	6.900	2.100	7.450	46.150	51
448	Finnian Daly	London	0.000	7.800	9.000	0.000	9.300	9.100	9.050	44.250	52

Level 4: Final Team Scores

POS	Team							PPP	TOTAL
1	South East	36.800	36.300	35.700	38.350	37.500	36.450	36.700	257.800
2	South	35.150	36.250	35.650	38.550	35.700	36.650	35.250	253.200
3	Yorkshire	35.800	33.600	33.700	38.300	37.000	32.900	35.550	246.850
4	North West	34.050	34.800	32.400	37.100	36.500	32.150	30.950	237.950
5	South West	35.500	33.800	32.200	37.550	35.300	31.450	31.150	236.950
6	London	27.350	35.000	32.900	28.400	36.250	36.200	35.550	231.650
7	East	26.300	32.800	31.600	37.650	36.400	31.350	25.750	221.850
8	Wales	27.650	32.600	30.500	35.400	33.600	28.850	30.300	218.900
9	Northern Ireland	25.650	32.550	30.300	36.150	32.500	27.500	27.150	211.800